



Location: ACL1 - City Hall

Report on 24-hour TSP monitoring

Action Level ( $\mu\text{g}/\text{m}^3$ ) - 163

Limit Level ( $\mu\text{g}/\text{m}^3$ ) - 260

Date	Sampling Time	Weather Condition	Filter paper no.	Filter Weight, g		Elapse Time, hr		Sampling Time, hr	Flow Rate, $\text{m}^3/\text{min}$			Total Volume, $\text{m}^3$	TSP Level, $\mu\text{g}/\text{m}^3$
				Initial	Final	Initial	Final		Initial, $Q_{si}$	Final, $Q_{sf}$	Average		
1-Feb-16	8:00	Cloudy	014439	2.8024	2.8396	22535.91	22559.91	24.00	1.34	1.35	1.34	1935	19.2
5-Feb-16	8:00	Fine	013704	2.8090	2.9302	22562.91	22586.91	24.00	1.34	1.34	1.34	1926	62.9
11-Feb-16	8:00	Fine	014643	2.7993	2.9779	22589.91	22613.91	24.00	1.33	1.32	1.32	1908	93.6
17-Feb-16	8:00	Rainy	014631	2.7812	2.8398	22616.91	22640.91	24.00	1.34	1.34	1.34	1928	30.4
23-Feb-16	8:00	Cloudy	014743	2.8109	2.8657	22643.91	22667.91	24.00	1.34	1.34	1.34	1927	28.4
29-Feb-16	8:00	Fine	014690	2.8276	2.9929	22670.92	22694.92	24.00	1.33	1.33	1.33	1918	86.2

Report on 1-hour TSP monitoring

Action Level ( $\mu\text{g}/\text{m}^3$ ) - 460

Limit Level ( $\mu\text{g}/\text{m}^3$ ) - 500

Date	Sampling Time	Weather Condition	Filter paper no.	Filter Weight, g		Elapse Time, hr		Sampling Time, hr	Flow Rate, $\text{m}^3/\text{min}$			Total Volume, $\text{m}^3$	TSP Level, $\mu\text{g}/\text{m}^3$
				Initial	Final	Initial	Final		Initial, $Q_{si}$	Final, $Q_{sf}$	Average		
2-Feb-16	8:15	Cloudy	014436	2.8027	2.8051	22559.91	22560.91	1.00	1.35	1.35	1.35	81	29.7
2-Feb-16	9:18	Cloudy	014433	2.7844	2.7874	22560.91	22561.91	1.00	1.35	1.35	1.35	81	37.1
2-Feb-16	10:23	Cloudy	014430	2.7886	2.7920	22561.91	22562.91	1.00	1.35	1.35	1.35	81	42.1
6-Feb-16	8:11	Fine	014426	2.7798	2.7833	22586.91	22587.91	1.00	1.34	1.34	1.34	80	43.6
6-Feb-16	9:17	Fine	014423	2.7924	2.7963	22587.91	22588.91	1.00	1.34	1.34	1.34	80	48.5
6-Feb-16	10:21	Fine	014646	2.8291	2.8336	22588.91	22589.91	1.00	1.34	1.34	1.34	80	56.0
12-Feb-16	8:15	Fine	014640	2.8281	2.8382	22613.91	22614.91	1.00	1.32	1.32	1.32	79	127.1
12-Feb-16	9:18	Fine	014637	2.7929	2.8001	22614.91	22615.91	1.00	1.32	1.32	1.32	79	90.6
12-Feb-16	10:30	Fine	014634	2.7913	2.7941	22615.91	22616.91	1.00	1.32	1.32	1.32	79	35.2
18-Feb-16	8:15	Rainy	014628	2.8027	2.8038	22640.91	22641.91	1.00	1.34	1.34	1.34	80	13.7
18-Feb-16	9:18	Rainy	014750	2.8358	2.8378	22641.91	22642.91	1.00	1.34	1.34	1.34	80	24.9
18-Feb-16	10:29	Rainy	014747	2.8159	2.8180	22642.91	22643.91	1.00	1.34	1.34	1.34	80	26.2
24-Feb-16	8:10	Cloudy	014741	2.8319	2.8334	22667.92	22668.92	1.00	1.34	1.34	1.34	80	18.6
24-Feb-16	9:14	Cloudy	014738	2.8162	2.8175	22668.92	22669.92	1.00	1.34	1.34	1.34	80	16.2
24-Feb-16	10:19	Cloudy	014693	2.8172	2.8189	22669.92	22670.92	1.00	1.34	1.34	1.34	80	21.1
1-Mar-16	8:10	Fine	014825	2.8129	2.8206	22694.92	22695.92	1.00	1.33	1.33	1.33	80	96.2
1-Mar-16	9:17	Fine	014822	2.8040	2.8114	22695.92	22696.92	1.00	1.33	1.33	1.33	80	92.4
1-Mar-16	10:19	Fine	014819	2.7931	2.8034	22696.92	22697.92	1.00	1.33	1.33	1.33	80	128.7



Location: ACL2a - Contractor HK/2012/08 Site office

Report on 24-hour TSP monitoring

Action Level ( $\mu\text{g}/\text{m}^3$ ) - 187.3

Limit Level ( $\mu\text{g}/\text{m}^3$ ) - 260

Date	Sampling Time	Weather Condition	Filter paper no.	Filter Weight, g		Elapse Time, hr		Sampling Time, hr	Flow Rate, $\text{m}^3/\text{min}$			Total Volume, $\text{m}^3$	TSP Level, $\mu\text{g}/\text{m}^3$
				Initial	Final	Initial	Final		Initial, $Q_{si}$	Final, $Q_{sf}$	Average		
1-Feb-16	8:00	Cloudy	014559	2.8343	2.9186	4862.97	4886.97	24.00	1.14	1.14	1.14	1642	51.3
5-Feb-16	8:00	Fine	013703	2.8026	2.9525	4890.21	4914.21	24.00	1.00	1.01	1.01	1449	103.4
11-Feb-16	8:00	Fine	014540	2.8381	3.0064	4917.21	4941.21	24.00	1.12	1.12	1.12	1609	104.6
17-Feb-16	8:00	Rainy	014654	2.7937	2.9300	4944.21	4968.21	24.00	1.14	1.13	1.13	1634	83.4
23-Feb-16	8:00	Cloudy	014687	2.8138	2.8930	4971.22	4995.22	24.00	1.13	1.14	1.13	1633	48.5
29-Feb-16	8:00	Fine	014751	2.8144	3.0783	4998.22	5022.22	24.00	1.12	1.13	1.13	1622	162.7

Report on 1-hour TSP monitoring

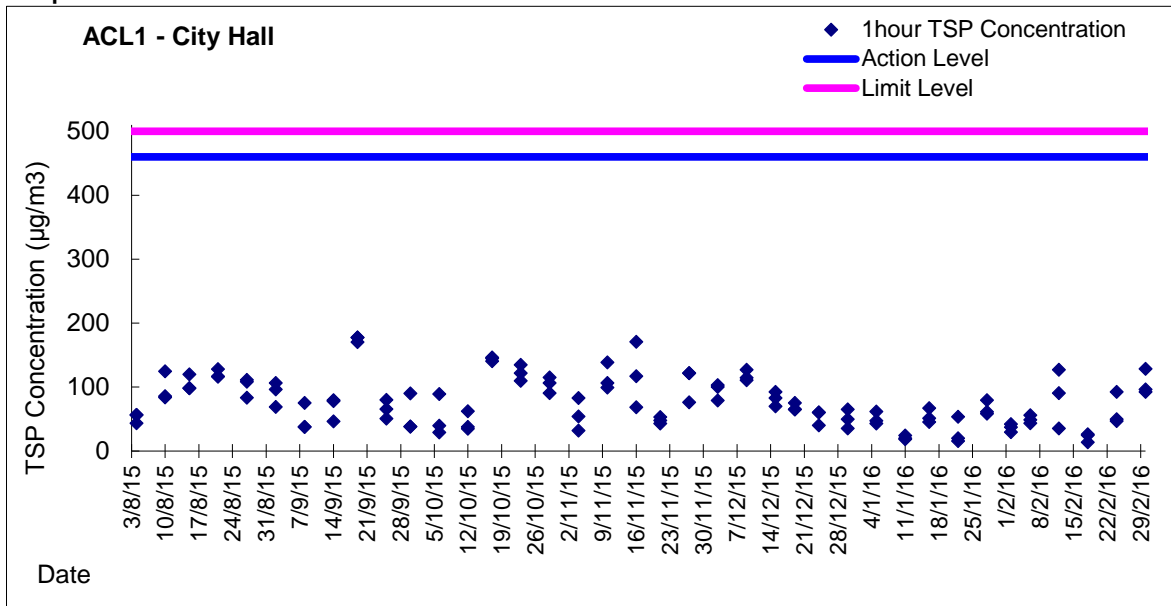
Action Level ( $\mu\text{g}/\text{m}^3$ ) - 300.1

Limit Level ( $\mu\text{g}/\text{m}^3$ ) - 500

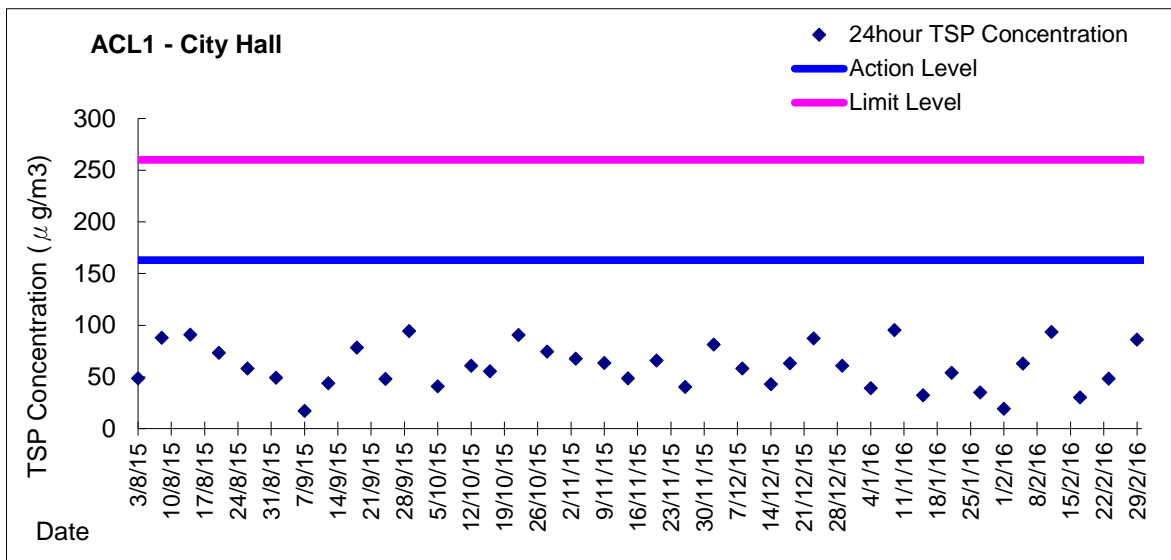
Date	Sampling Time	Weather Condition	Filter paper no.	Filter Weight, g		Elapse Time, hr		Sampling Time, hr	Flow Rate, $\text{m}^3/\text{min}$			Total Volume, $\text{m}^3$	TSP Level, $\mu\text{g}/\text{m}^3$
				Initial	Final	Initial	Final		Initial, $Q_{si}$	Final, $Q_{sf}$	Average		
2-Feb-16	9:25	Cloudy	013331	2.8142	2.8199	4886.97	4887.97	1.00	1.02	1.02	1.02	61	93.5
2-Feb-16	10:42	Cloudy	014550	2.8579	2.8610	4888.21	4889.21	1.00	1.02	1.02	1.02	61	50.9
2-Feb-16	13:00	Cloudy	014164	2.8022	2.8077	4889.21	4890.21	1.00	1.14	1.14	1.14	69	80.2
6-Feb-16	8:35	Fine	014678	2.8248	2.8310	4914.21	4915.21	1.00	1.14	1.14	1.14	68	91.0
6-Feb-16	9:48	Fine	014674	2.8342	2.8388	4915.21	4916.21	1.00	1.01	1.01	1.01	61	76.0
6-Feb-16	10:51	Fine	014670	2.8509	2.8586	4916.21	4917.21	1.00	1.01	1.01	1.01	61	127.2
12-Feb-16	8:05	Fine	014685	2.7899	2.8011	4941.21	4942.21	1.00	1.12	1.12	1.12	67	167.1
12-Feb-16	9:33	Fine	014680	2.8121	2.8239	4942.21	4943.21	1.00	1.05	1.05	1.05	63	186.5
12-Feb-16	10:36	Fine	014659	2.8211	2.8290	4943.21	4944.21	1.00	1.12	1.12	1.12	67	117.9
18-Feb-16	8:10	Rainy	014726	2.7798	2.7838	4968.21	4969.21	1.00	1.07	1.07	1.07	64	62.3
18-Feb-16	9:26	Rainy	014730	2.7966	2.8004	4969.21	4970.21	1.00	1.07	1.07	1.07	64	59.2
18-Feb-16	10:35	Rainy	014734	2.8297	2.8336	4970.21	4971.21	1.00	1.07	1.07	1.07	64	60.7
24-Feb-16	8:18	Cloudy	014719	2.8091	2.8123	4995.22	4996.22	1.00	1.14	1.14	1.14	68	46.9
24-Feb-16	9:46	Cloudy	014723	2.8088	2.8122	4996.22	4997.22	1.00	1.14	1.14	1.14	68	49.8
24-Feb-16	10:57	Cloudy	014697	2.8256	2.8319	4997.22	4998.22	1.00	1.14	1.14	1.14	68	92.3
1-Mar-16	8:11	Fine	014704	2.8177	2.8285	5022.22	5023.22	1.00	1.13	1.13	1.13	68	159.5
1-Mar-16	9:53	Fine	014707	2.8290	2.8366	5023.22	5024.22	1.00	1.13	1.13	1.13	68	112.2
1-Mar-16	11:00	Fine	014810	2.8254	2.8377	5024.22	5025.22	1.00	1.13	1.13	1.13	68	181.6



Graphic Presentation of 1 hour TSP Result

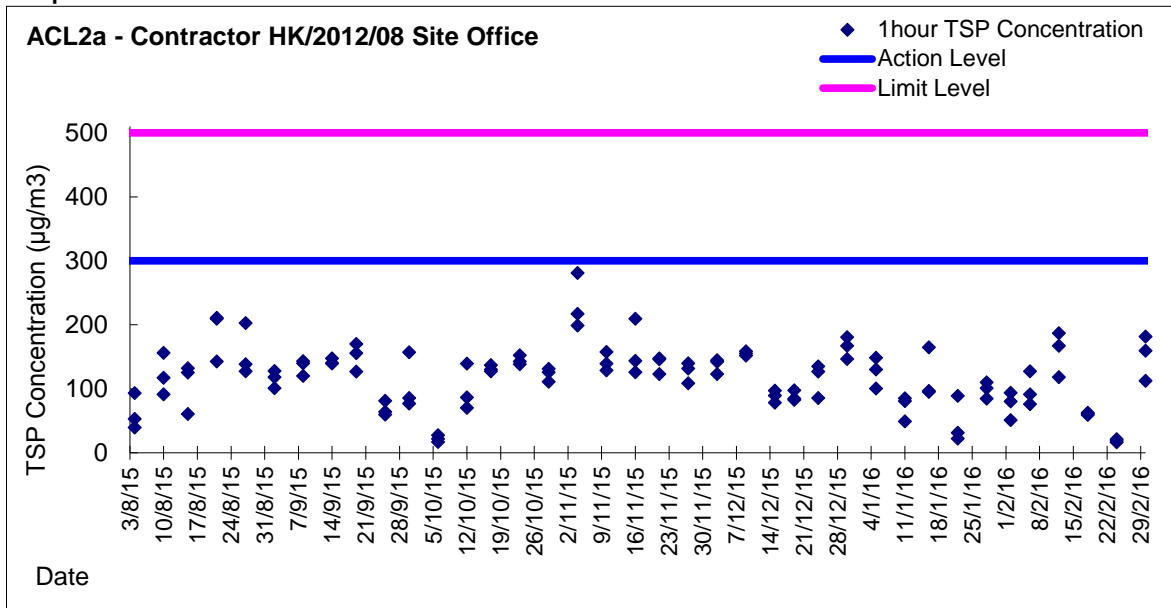


Graphic Presentation of 24 hour TSP Result





Graphic Presentation of 1 hour TSP Result



Graphic Presentation of 24 hour TSP Result

